

JetCard 2215 Quick Installation Guide

Package

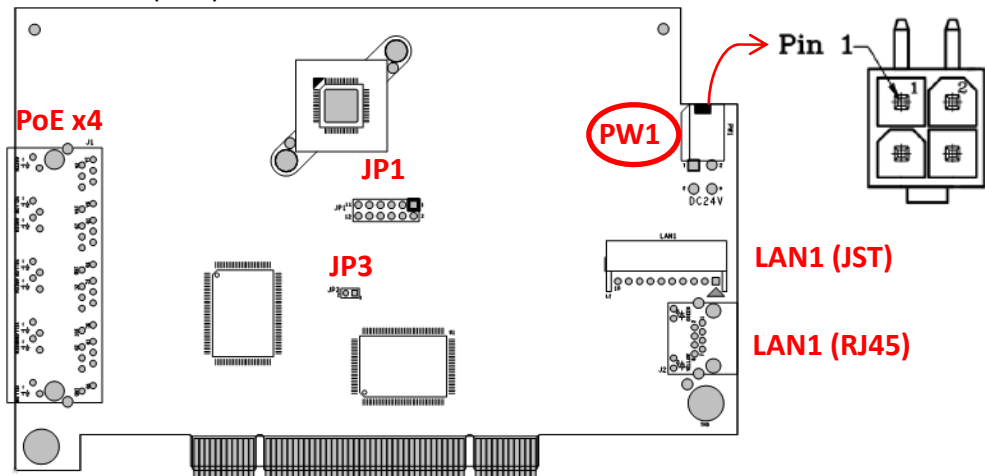
- JetCard 2215
- DC Connector Cable, ATX R4 pin to L4 pin, 30cm
- Quick installation guide
- Documentation and software CD-ROM

OS support

- Windows NT/2000/2003/XP
- Linux 2.4.x/2.6.x

Overview

- Dimension (mm): 107 x 166



PIN assignment—Power connector (PW1, ATX 4P)

— Power Connector Cable(ATX R4 pin to L4 pin)



4-Pin 12V P4 Connector

Molex IDE Connector

Power Signal	Color	Pin
GND	Black	1
GND	Black	2
12~24V DC	Yellow	3
12~24V DC	Yellow	4

Pin	Power Signal
1	GND
2	12~24V DC
3	
4	

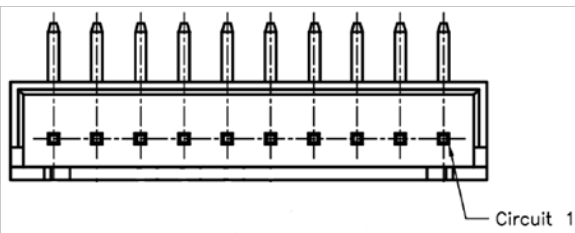
Power supply:

12~24V DC (ATX 4P connector)for system use and PoE function

Power consumption:


80W (incl. PoE)

PIN assignment—LAN (LAN1, JST 10pin)




PIN	Function	PIN	Function
1	Tx+ (UTP wire1)	6	NC (Optional for UTP wire7,8)
2	Tx- (UTP wire2)	7	Link/Act LED Pos-lead
3	Rx+ (UTP wire3)	8	Link/Act LED Neg-lead
4	Rx- (UTP wire6)	9	Dup/Col LED Pos-lead
5	NC (Optional for UTP wire4,5)	10	Dup/Col LED Neg-lead

PIN assignment—PoE LED (JP1,6x2 header)



PIN	Function	PIN	Function
1	PoE LED1 +	7	PoE LED4 +
2	PoE LED1 -	8	PoE LED4 -
3	PoE LED2 +	9	I2C SCL
4	PoE LED2 -	10	I2C SDA
5	PoE LED3 +	11	NC
6	PoE LED3 -	12	GND

PIN assignment—UPCI select (JP3, 1x2 jumper)

JP3  UPCI reset signal control (Default: short)

新型第 M 339841 號
 新型第 M 339840 號
 發明第 I 313547 號