



Reliability Laboratory

## TEST REPORT

Report No.: HC70044/2008  
Page: 1 of 9  
Date: July 10, 2008

KORENIX TECHNOLOGY CO., LTD.  
9 F, NO. 100-1, MING-CHUAN RD.,  
SHIN TIEN CITY, TAIPEI, TAIWAN

The following merchandise was submitted and identified by the vendor as:

Product Description: JetNet PoE Switch  
Style/ Item No.: JetNet 3706/ No.1; JetNet 3706f-m/ No.1; JetNet 3706f-s/ No.1;  
JetNet 3705/ No.1; JetNet 3705f-m/ No.1; JetNet 3705f-s/ No.1;  
JetNet 4706/ No.1; JetNet 4706f-m/ No.1; JetNet 4706f-s/ No.1;  
Quantity: Total 9 pieces  
Testing Period: Jul. 4, 2008 to Jul. 7, 2008

We have tested the submitted sample(s) as requested and the following results were obtained:

Test Required: (According to client's test specification, please see following sheets in detail.)  
1. Vibration Test  
2. Mechanical Shock Test

Test Results: – PLEASE SEE ATTACHED SHEETS –

Terence Hsieh  
Asst. Manager

# TEST REPORT

Report No.: HC70044/2008

Page: 2 of 9

## 1. Vibration Test:

### Test Equipment:

Name	Brand	Model	Serial No.
Vibration Test System	UNHOLTZ-DICKIE	SAI60-H560BAC/2/ST	474
Controller	Dactron	LASER	7110357
Control Accelerometer	PCB	353B34	121614

### Lab Environmental Conditions:

Ambient temperature: 25±3°CRelative humidity: 55±20%RH

### Test Method/ Specification:

Test method: Reference to IEC 60068-2-6  
Sample condition: Operating  
Wave form: Sinusoidal  
Frequency: 10~150 Hz  
Acceleration: 10 m/s<sup>2</sup>  
Sweep rate: 1 octave/ minute  
Direction: X, Y, Z axes (see photo 12~17)  
Test duration: 20 sweeps/ axis

- Examine the appearance of specimen(s) by visual check and perform functional check after this test.
- Functional check: Connect the specimen with PC via RJ-45 port and examine the network connecting function of specimen could be work normally or not.

# TEST REPORT

Specimen:

Style/ Item No.: JetNet 3706/ No.1; JetNet 3706f-m/ No.1; JetNet 3706f-s/ No.1;  
JetNet 3705/ No.1; JetNet 3705f-m/ No.1; JetNet 3705f-s/ No.1;  
JetNet 4706/ No.1; JetNet 4706f-m/ No.1; JetNet 4706f-s/ No.1;

Quantity: Total 9 pieces

Test Result:

Check Item Style / Item No.	Appearance check (Visual check)	Functional check
<b>JetNet 3706/ No.1</b>	No visible damage	Normal
<b>JetNet 3706f-m/ No.1</b>	No visible damage	Normal
<b>JetNet 3706f-s/ No.1</b>	No visible damage	Normal
<b>JetNet 3705/ No.1</b>	No visible damage	Normal
<b>JetNet 3705f-m/ No.1</b>	No visible damage	Normal
<b>JetNet 3705f-s/ No.1</b>	No visible damage	Normal
<b>JetNet 4706/ No.1</b>	No visible damage	Normal
<b>JetNet 4706f-m/ No.1</b>	No visible damage	Normal
<b>JetNet 4706f-s/ No.1</b>	No visible damage	Normal

# TEST REPORT

Report No.: HC70044/2008

Page: 4 of 9

## 2. Mechanical Shock Test:

### Test Equipment:

Name	Brand	Model	Serial No.
Shock Test System	LANSMONT	65-81 TTSII	M-13418
Data Acquisition & Analysis System	LANSMONT	103570-2-B	0503-73
ICP Accelerometer	PCB	353B14	79713

### Lab Environmental Conditions:

Ambient temperature: 25±3°C

Relative humidity: 55±20%RH

### Test Method/ Specification:

Test method: Reference to IEC 60068-2-27

Sample condition: Operating

Pulse shape: Half sine

Acceleration: 50 G

Pulse duration: 11 ms

Shock direction: 6 faces (±X, ±Y, ±Z axes. see photo 18~26)

No. of shock: 3 shocks/ axis (total 18 shocks)

- Examine the appearance of specimen(s) by visual check and perform functional check after this test.
- Functional check: Connect the specimen with PC via RJ-45 port and examine the network connecting function of specimen could be work normally or not.

# TEST REPORT

Report No.: HC70044/2008

Page: 5 of 9

Specimen:


Style/ Item No.: JetNet 3706/ No.1; JetNet 3706f-m/ No.1; JetNet 3706f-s/ No.1;  
JetNet 3705/ No.1; JetNet 3705f-m/ No.1; JetNet 3705f-s/ No.1;  
JetNet 4706/ No.1; JetNet 4706f-m/ No.1; JetNet 4706f-s/ No.1;

Quantity: Total 9 pieces







Test Result:

Check Item Style / Item No.	Appearance check (Visual check)	Functional check
<b>JetNet 3706/ No.1</b>	No visible damage	Normal
<b>JetNet 3706f-m/ No.1</b>	No visible damage	Normal
<b>JetNet 3706f-s/ No.1</b>	No visible damage	Normal
<b>JetNet 3705/ No.1</b>	No visible damage	Normal
<b>JetNet 3705f-m/ No.1</b>	No visible damage	Normal
<b>JetNet 3705f-s/ No.1</b>	No visible damage	Normal
<b>JetNet 4706/ No.1</b>	No visible damage	Normal
<b>JetNet 4706f-m/ No.1</b>	No visible damage	Normal
<b>JetNet 4706f-s/ No.1</b>	No visible damage	Normal


Test Photos:




Test Photos--Continued:

	
<p>6. Appearance of specimen (JetNet 3705f-s)</p>	<p>7. Appearance of specimen (JetNet 4706)</p>
	
<p>8. Appearance of specimen (JetNet 4706f-m)</p>	<p>9. Appearance of specimen (JetNet 4706f-s)</p>
	
<p>10. Functional check</p>	<p>11. Functional check</p>

Test Photos--Continued:



Test Photos--Continued:



— — — The End of Test Report — — —